



# Antibody Production Services

Time Waits for No One, Enlist the Experts at Bio X Cell for Contract Services based in the U.S.

[bioxcell.com](http://bioxcell.com)






# Antibody Production from Hybridoma Cells or Stable Cell Lines

At Bio X Cell, we know that growing cells and purifying antibodies in large quantities can be technically challenging and time-consuming. Enlist the experts at Bio X Cell to produce your antibody in any quantity from milligrams to grams quickly so that you can focus on your next research breakthrough.

## KEY FEATURES:

- Ultra-low endotoxin
- High purity
- Over 25 years of expertise
- Customizable services
- Fast turnaround times
- Dedicated technical project manager



Phase	Description	Included	Additional Fee
1. Pilot	Instructions for preparing and shipping cells	✓	
	Assessment of cell line activity utilizing a small scale cell culture followed by either protein A or G affinity purification.	✓	
	Mycoplasma testing service		✓
	Antibody isotyping service		✓
2. Cell Culture	Cell culturing and monitoring 7 days/week	✓	
	Freezing of five vials of cells		✓
	Storage of cells at Bio X Cell for rapid resupply		✓
	Expansion of cells using optimized cell culture process	✓	
3. Purification	Purification of supernatant on Protein A or G	✓	
	Buffer exchange to PBS that is preservative and stabilizer free	✓	
	Sterile filtering of final product	✓	
	Testing to confirm <2EU/mg endotoxin. <1EU/mg endotoxin level is available for an added charge	✓	
4. Vialing and QC	Sterile vialing of finished product. Custom aliquoting available	✓	
	Internal antibody quality assessment	✓	
	Certificate of Analysis	✓	
	Murine pathogen screening service		✓
	Aggregation Analysis by SEC		✓
5. Shipping	Shipping on cold packs in environmentally friendly packaging		✓

## ADDITIONAL ANTIBODY SERVICES

- **Cell Freezing and Storage:** Freeze down master and working cell banks of your important cell lines and store them at Bio X Cell to ensure your cells are safe and readily available for scale-up.
- **Mycoplasma Testing:** An ultra-clean cell line is the key to getting reliable and reproducible results. Don't let mycoplasma grow undetected and jeopardize your precious cell line.
- **Murine Pathogen Testing:** Determined by ultrasensitive real-time PCR
- **Aggregation Analysis:** Determined by Size Exclusion Chromatography



TO LEARN MORE  
scan or visit us at

[bioxcell.com/antibody-production-services](https://bioxcell.com/antibody-production-services)


Contact us today to discuss your research needs at: [contractservices@bioxcell.com](mailto:contractservices@bioxcell.com)

# Transient Antibody Expression

Contact us today to discuss your research needs


Revolutionize your recombinant antibody production with Bio X Cell's transient transfection services. Our cutting-edge technologies and tailored approaches are designed to elevate your research, development, and production efforts to unprecedented levels of success.

- Formulated for *in vivo* or *in vitro* applications
- Feature 2 endotoxin units per milligram or less
- Available in any size from milligrams to grams
- Faster than developing stable cell lines
- Design your antibody with preferred species, isotype, and mutations
- Recombinant isotype controls are available
- Request custom versions of any of our catalog antibodies
- Ability to produce FC or His-tagged proteins



TO LEARN MORE  
scan or visit us at

[bioxcell.com/transient-expression-services](https://bioxcell.com/transient-expression-services)

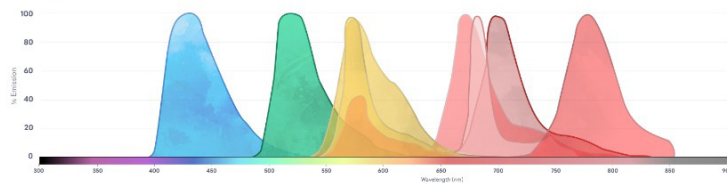


## Antibody Conjugation Services

With our antibody conjugation services, you gain access to a wide selection of antibodies and labels. When you leverage our optimized process, rapid turnaround, and expert consultations, you'll quickly get high-quality conjugated antibodies ready and specific for your application - saving your team time and expense.

### Spectra for Flow Cytometry

Emission curves




Fluorophore	Fluorescence color	Maximum Excitation (nm)	Maximum Emission (nm)
Fluorochrome 405	Blue	401	421
Fluorochrome 488	Green	495	519
Dylight 550	Yellow	562	576
PE	Yellow	490, 565	578
Fluorochrome 647	Red	650	665
PerCP	Pink	490	675
PE-Cy5.5	Dark Red	496, 546	695
PE-Cy7	Dark Red	496, 546	785

### THE CHOICES ARE ENDLESS:

- **Antibody:** Select an antibody from our extensive catalog or let us custom produce an antibody for you.
- **Label:** Choose among 40 dyes that cover the entire spectra, biotin, HRP, or protamine, and more.
- **Conjugation Chemistry:** Let us know if a specific conjugation chemistry is required.
- **Endotoxin level:** Option to keep the endotoxin low during the conjugation process.
- **Isotype Controls:** we have the negative controls you need.

Contact us today to discuss your research needs at: [contractservices@bioxcell.com](mailto:contractservices@bioxcell.com)



For over 25 years, scientists have trusted Bio X Cell as their go-to source for *in vivo* functional grade antibodies. This is reflected in over 20,000 peer-reviewed publications citing Bio X Cell products. We understand this responsibility is of paramount importance and remain committed to producing antibodies of unparalleled quality and consistency, enabling our partners around the globe to accelerate research and discoveries.

**Bio X Cell**

[bioxcell.com](http://bioxcell.com)

[contractservices@bioxcell.com](mailto:contractservices@bioxcell.com) | 1.866.787.3444

*Conditions: For Research Use Only. Not for use in diagnostic or therapeutic procedures.*

*Not for resale.*

